



Freight: Sustainable by Design

January 25, 2016

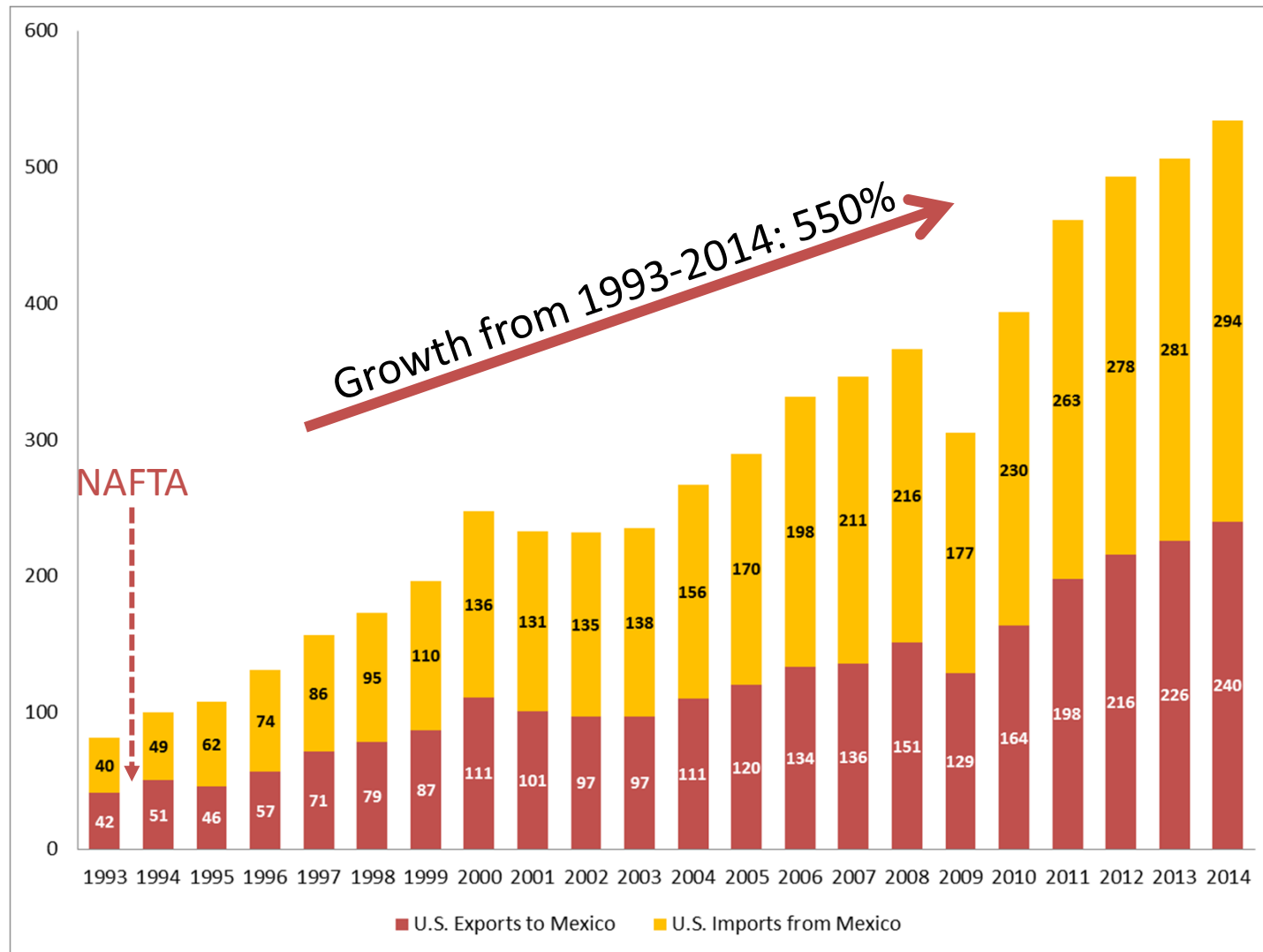
California State Assembly

Committee on Transportation



U.S. – Mexico Trade is Growing

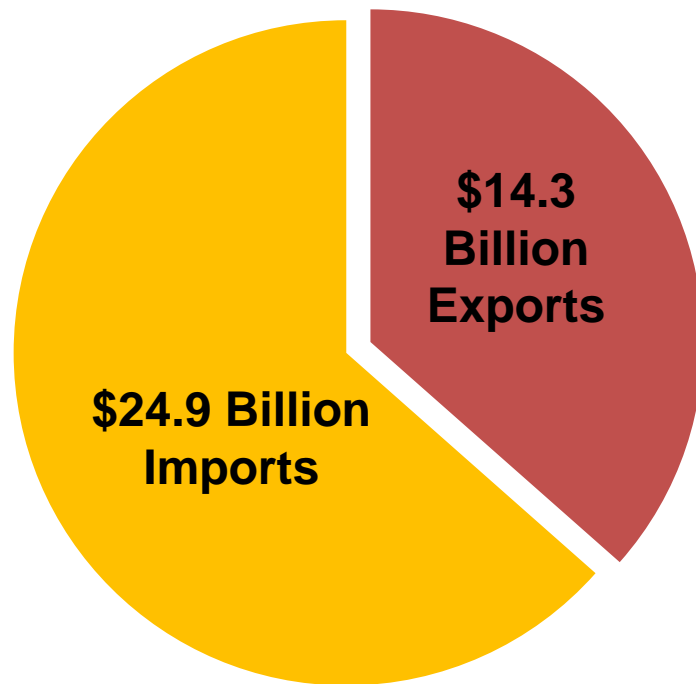
(Billions of Dollars)



Source: USDOC

Otay Mesa – Mexico Trade

Import/Export Values



2014: \$39.2 billion in trade

Largest POE crossing
between CA and MX

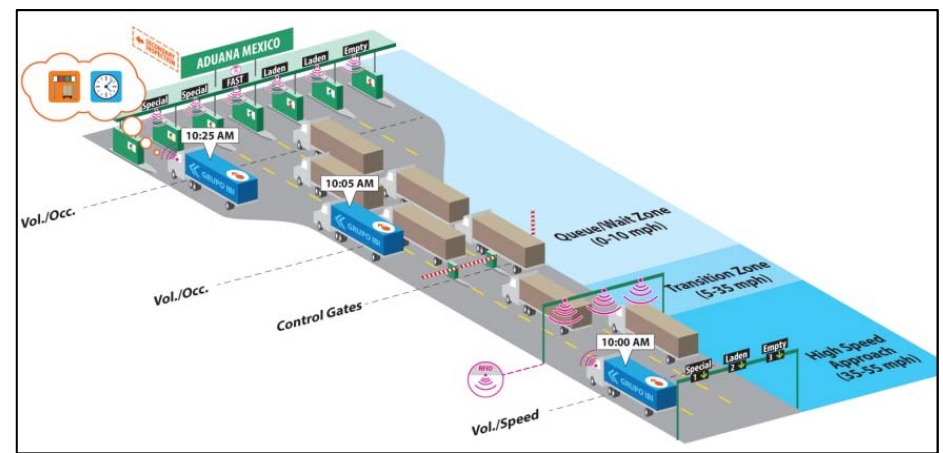
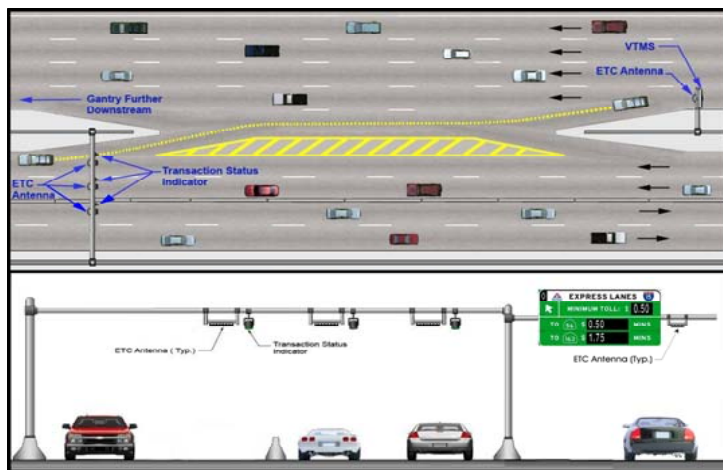
1.6 million truck crossings
per year

40% U.S. content

Otay Mesa East Port of Entry

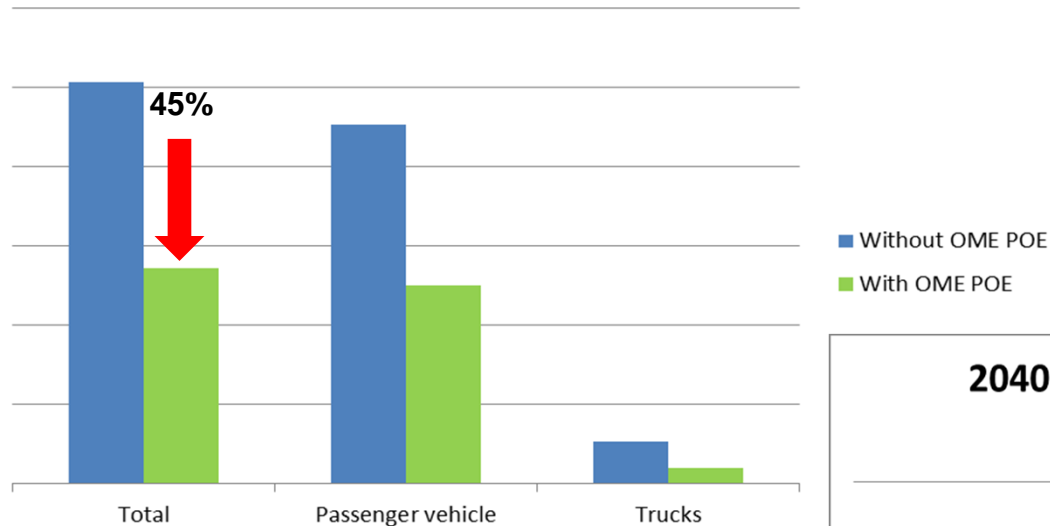


Otay Mesa East Port of Entry: Efficiency

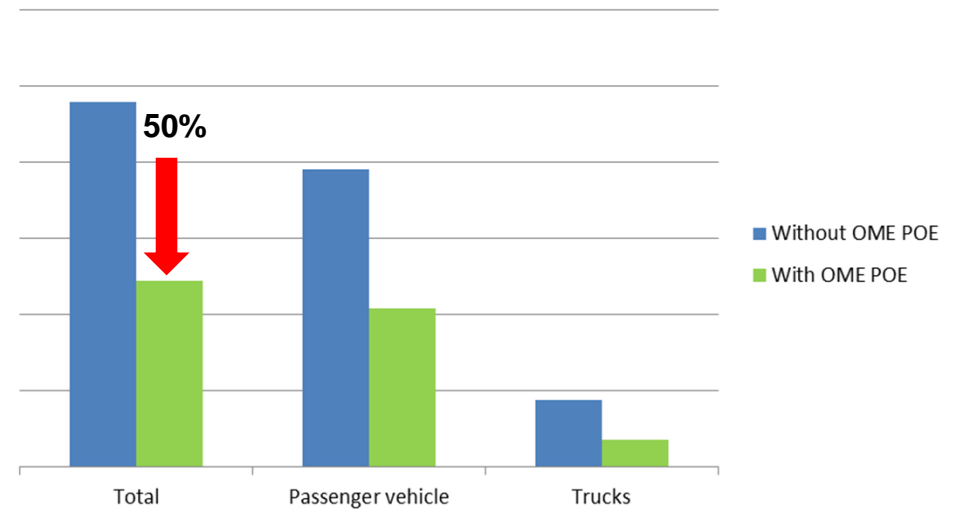


Sustainable Benefits

2017 CO2 Emissions Without OME POE & With OME (annual tons)



2040 CO2 Emissions Without OME POE & With OME POE (annual tons)



North Coast Corridor



North Coast Corridor Program

| | No Build | Build | Highlights |
|-------------------------|----------|-------|--|
| Coastal Access | | ✓ | <ul style="list-style-type: none"> • New 27-mile NCC Bike Trail and 7 miles of coastal rail trail • Completes east-west/north-south bike/ped trail links • Highway/rail improvements maximize coastal access • Alleviates demand/spillover traffic on local roadways, further improving coastal access and maintaining coastal character |
| Coastal Habitat | | ✓ | <ul style="list-style-type: none"> • Regionally significant habitat restoration and preservation • Advanced no net loss mitigation prior to project impacts • Restores/preserves open space threatened by development • 78 acres of uplands and 55 acres of wetlands established and restored |
| Water Quality/Wetlands | | ✓ | <ul style="list-style-type: none"> • Improved tidal flushing • Long-term endowment for lagoon maintenance • Significantly improve run-off treatment • Improves hydrology of 10 coastal drainages |
| Air Quality | | ✓ | <ul style="list-style-type: none"> • New bike/ped facilities creates non-vehicular links to transit and activity centers • Improved travel on rail and highway and local surface streets minimizes congestion, reducing emissions |
| Multimodal Alternatives | | ✓ | <ul style="list-style-type: none"> • Facilitates smart growth, ensuring transit, roads, and transit support infill development • Prioritizes alternatives to SOV trips • Express Lane revenue • Increase options for non- |

**8,000 - 16,000 more jobs
in the region by 2040**

**\$1.3 billion: economic benefits
from improved freight mobility**



North Coast Corridor
A better environment for the future

RECOMMENDATIONS

Maintain global perspective

Build on the existing framework

Support flexibility and local decision-making

Consider funding sources

Sustainable by design